

NAV

\$107.47 (prev. week: \$106.26)

Total number of holdings

85

Fund Manager

Paladigm Capital Pte Ltd

Investment Adviser

Schroder & Co (Asia) Limited



Asset Manager of the Year
Schroders Group
Financial News Asset Management Awards 2019



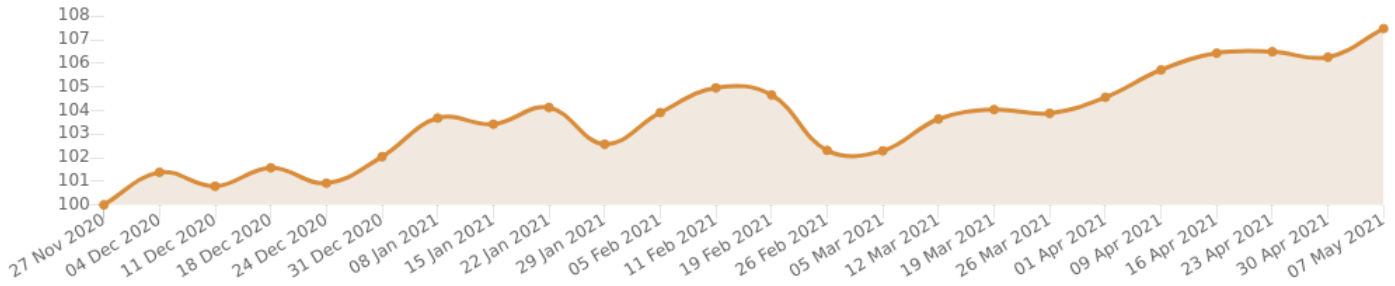
Best-in-class Multi-Asset Strategies
Schroders Singapore
BENCHMARK Fund of The Year Awards 2019



Performance

Year-to-Date: 5.32%

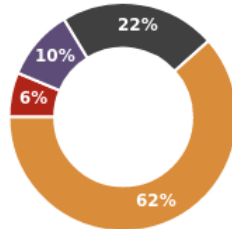
Year-to-Date, annualized: 14.56%



27 November 2020 marks the end of the Initial Offer Period

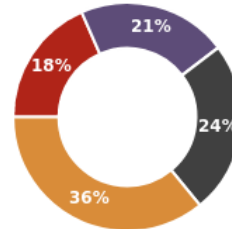
Asset allocation

- Commodities
- Cash
- Fixed Income
- Equities

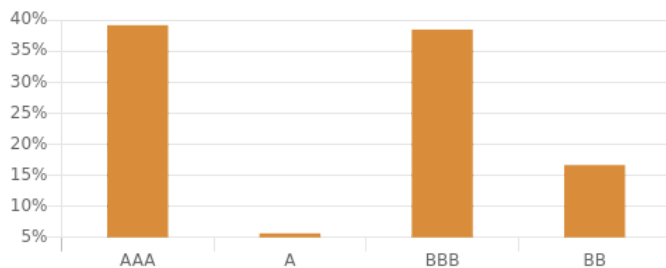


Regional allocation

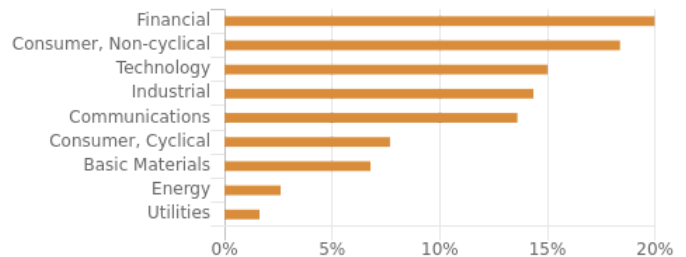
- South-Eastern Asia
- Eastern Asia
- Europe
- North America



Fixed Income allocation



Equity Sector allocation



Top ten holdings

ISHARES PHYSICAL GOLD ETC	6.99%	ISHARES USD TRES 20PLUS YR	1.77%
ISHARES USD TREASURY 3-7YR	3.41%	ISHARES CHINA CNY BOND USD-D	1.74%
MAPLETREE LOGISTICS TRUST	3.06%	CAPITALAND INTEGRATED COMMER	1.74%
ISHARES USD TIPS	2.71%	THERMO FISHER SCIENTIFIC INC	1.72%
MICROSOFT CORP	1.85%	PARKWAYLIFE REAL ESTATE	1.64%

Disclaimer:

This disclosure is intended to be for information purposes only and it is not intended as promotional material in any respect. The material presented is not intended as an offer or solicitation for the purchase or sale of any financial instrument. The material presented is not intended to provide, and should not be relied upon for, accounting, legal or tax advice, or investment recommendations.

No part of this material may be reproduced in any manner without the prior written permission of Paladigm Capital Pte Ltd.

For accredited investors only.

Past performance is not a guide to future performance. The value of investments and the income received from them can fall as well as rise. Investors may not get back the amount invested.